

WS-30/S



## FEATURES

Two independent temperature zones hold reds and whites at proper serving temperature

Dual evaporators for constant, moderate humidity so corks don't dry out

Shelves store 750 ml bottles, half bottles and magnums

Home security system connection

UV-resistant glass door protects against premature wine aging

Smooth roller-glide shelves for access without agitating wine

Illuminated display shelf for prized bottles

Rigorously tested in our U.S. manufacturing facilities to ensure decades of use

Exceptional 24/7 support from Madison, WI-based Customer Care team

Illuminated touch control panel

Discreet interior lighting

Star-K compliant with installation of a harness kit.

## ACCESSORIES

Stainless Steel Side Panel

White Side Panel

Dual installation kit with or without dual wide grille—84" finished height

Flush inset panels in stainless steel with tubular or pro handles

Full-length standard and extended framed handles

Grilles for 83" or 88" finished height (84" is standard)

Stainless steel kickplate

Lock kit

Accessories are available through an authorized Sub-Zero dealer. For local dealer information, visit [subzero-wolf.com/locator](http://subzero-wolf.com/locator).



## HANDLE OPTIONS

PRO



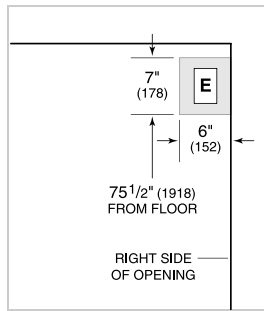
TUBULAR



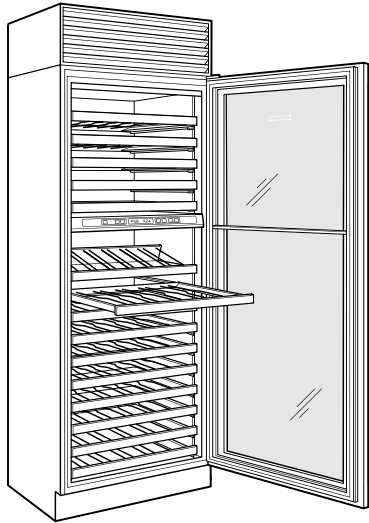
**PRODUCT SPECIFICATIONS**

Model	WS-30/S
Dimensions	30"W x 84"H x 24"D
Door Clearance	31 3/4"
Weight	445 lbs
Electrical Supply	115 VAC, 60 Hz
Electrical Service	15 amp dedicated circuit
Wine Storage Capacity	147 Bottles
Receptacle	3-prong grounding-type

**ELECTRICAL**

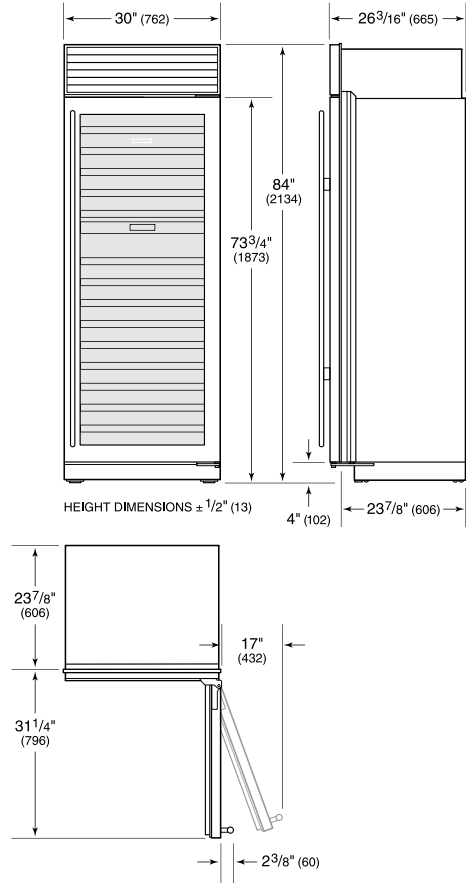


**INTERIOR VIEW**

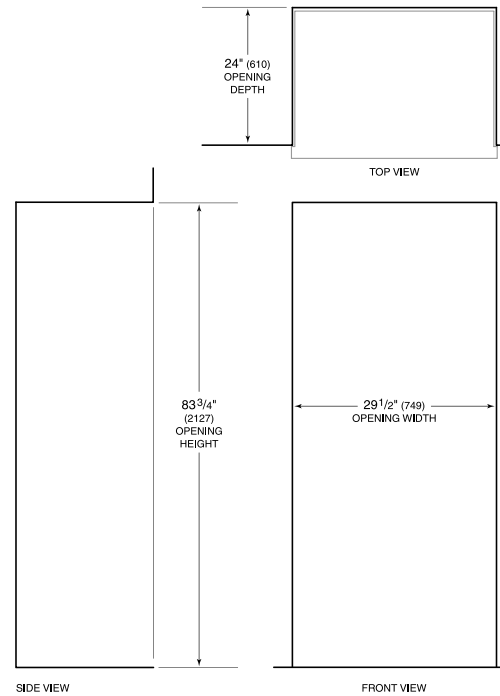


This illustration is intended for interior reference only and may not represent the exterior of the model being specified.

**DIMENSIONS**



**STANDARD INSTALLATION**



NOTE: Shaded line represents profile of unit.