



**Model 700TF(I)
Integrated All Freezer**


Integrated refrigeration can be used anywhere in the home. It merges seamlessly into the décor, with no visible hinges or grilles. Model 700TF(I) is a 27" wide tall unit with freezer storage in the upper cabinet and storage drawers. Model 700TFI features an automatic ice maker.



Model 700TFI shown. Also shown is Model 700BR refrigerator drawers and Wolf Model R484CG gas range.

Features

- Integrated design blends invisibly into custom cabinetry
- Microprocessor offers precise temperature control
- Electronic digital controls
- Flat-to-the-ceiling bright interior lighting
- Adjustable, spill-proof glass shelves and adjustable door shelves
- Door alarm
- Automatic ice maker (Model 700TFI)
- Exclusive dual-action hinge with built-in 90° door stop
- Meets strict Department of Energy requirements



With the installation of a harness kit, this appliance is certified by Star-K to meet strict religious regulations in conjunction with specific instructions found on www.star-k.org.

Model Options

	700TF	700TFI
Design	Integrated	Integrated
Automatic Ice Maker		■

Stainless Steel Panels

	Classic	Platinum	Carbon
80" Finished Height	■	■	■
84" Finished Height	■		

Interior Features

- **Freezer**
 - 1 Temperature Zone
 - 3 Adjustable Glass Shelves
 - 1 Stationary Shelf
 - 2 Storage Drawers
 - 2 Removable Drawer Dividers (700TF)
 - 1 Removable Drawer Divider (700TFI)
 - 4 Adjustable Door Shelves
 - Automatic Defrost
 - Automatic Ice Maker (700TFI)

Accessories

- Stainless steel door and drawer panels with tubular handles available in three finishes (see chart above for specifics)
- Polished chrome handles for custom panel applications
- Dual installation heater kit

Accessories are available through your Sub-Zero dealer. To obtain local dealer information, visit the *Locator* section of our website, subzero.com.



Classic



Platinum

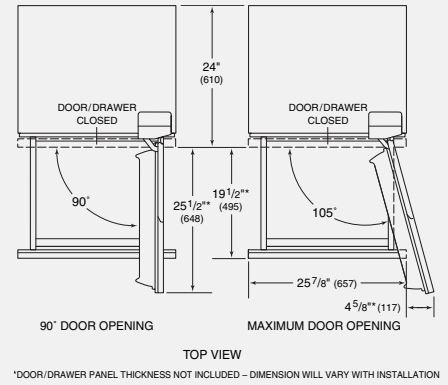
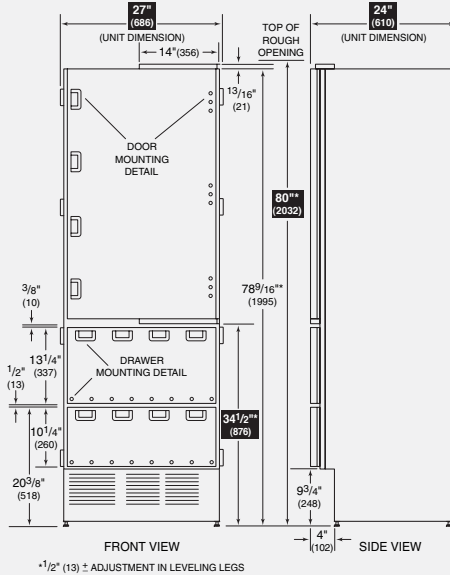


Carbon



**Model 700TF(I)
Integrated All Freezer**

Overall Dimensions



Unit dimensions may vary by ± 1/8".

Specifications

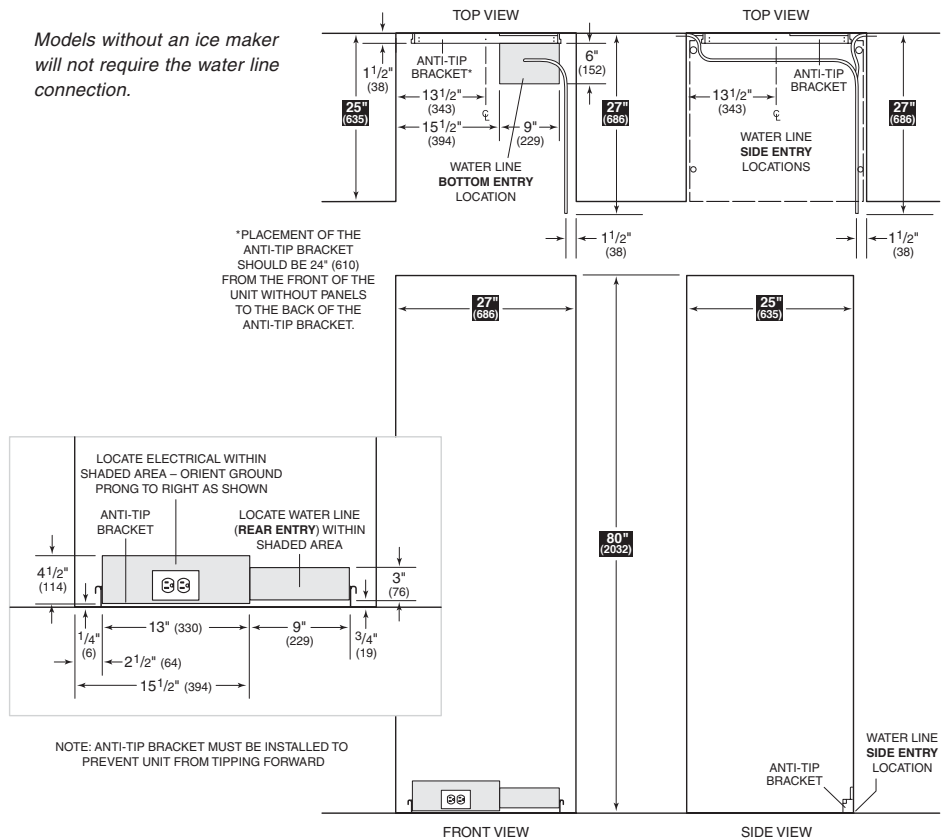
Overall Width	27"
Overall Height	80"
Overall Depth	24"
Door Clearance	25 1/2"
Drawer Clearance	19 1/2"
Freezer Capacity	15.3 cu ft
Opening Width	27"
Opening Height	80"
Opening Depth	25"
Electrical Requirements	115 V AC, 60 Hz 15 amp dedicated circuit
Plumbing Requirements (Model 700TFI)	1/4" OD copper line 20–100 psi
Annual Energy Usage	\$60**
Shipping Weight	360 lbs

*Depth is 24" from the front of the unit to its back. Your design may necessitate moving the unit back, or cabinets forward to achieve a flush fit. This will require a minimum opening depth of 25".

**Based on 9.06 cents per kilowatt hour.

Installation Specifications

Models without an ice maker will not require the water line connection.



Installation Notes

Stainless steel panels with handles are available as accessories. Panels for an 80" finished height are offered in classic, platinum and carbon finishes. Panels for an 84" finished height come in the classic finish only. These panels are not installed at the factory.

Complete installation specifications, including panel sizes, can be found on our website, subzero.com.

Dimensions in parentheses are in millimeters unless otherwise specified.